

FOREST SHUFFLE

WOODLAND EDGE

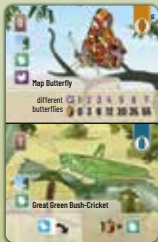
Between forest and grassland, the woodland edge provides shelter for many different species and is just as diverse as the forest itself. You will encounter new forest creatures as well as some familiar ones venturing out of the undergrowth.

COMPONENTS


36 cards:




12 shrubs



12 cards top/bottom



12 cards left/right

All expansion cards show the **new type symbol** .

SETUP CHANGES

You can mix the base game cards with the cards from one or both expansions. Return **10 cards** to the game box **unseen** and then, based on the player count, remove **additional cards** unseen:

| | with one expansion | with two expansions |
|------------------|---------------------------|----------------------------|
| with 2 players → | 45 cards | 80 cards* |
| with 3 players → | 30 cards | 50 cards* |
| with 4 players → | 15 cards | 35 cards |
| with 5 players → | none | 20 cards |



***Hint for playing with two expansions:** Instead of counting cards to remove at the start, shuffle all cards and divide them into roughly equal piles: **with two players**, form 5 piles and remove 2 from play; **with three players**, form 4 piles and remove 1 from play.


GAMEPLAY CHANGES

Play the game according to the base game rules. Note the following clarifications:

Bee Swarm: Perform the effect after you have paid for the card.

Butterflies: There are 7 different butterflies only if you play with both expansions.

Eurasian Magpie: Perform the bonus after you have paid for the card. If there is only one card in the clearing, only take that one.

Shrubs : They provide slots for one card on each of their four sides (*like trees*) and have a permanent effect (*like mushrooms*). You already apply this effect when you use the shrub's bonus.
Shrubs are neither trees nor mushrooms!

Stinging Nettle: The effect refers to the tree or shrub to which the Stinging Nettle is attached.

Water Vole: After each sapling you play, place a card from the deck in the clearing (*according to the usual rule*).

NEW SYMBOLS

Type Symbol



Woodland Edge (*marks all cards from this expansion*)



Shrubs

Effects and Bonuses



from the clearing

Take one card from the clearing into your hand

CREDITS

Designer: Kosch

Illustrations: Toni Llobet, Judit Piella

Graphic Design: Klemens Franz | atelier198

R&D: Maren Holderbaum

Translation: Sonja Hüttinger

For rules questions and suggestions, please contact us at:
rules@lookout-games.de

For missing pieces or damaged parts, please contact your point of purchase.

For all other concerns, please find help at:
<https://lookout-spiele.de/en/contact.php>



© 2024 Lookout GmbH
Elsheimer Straße 23
55270 Schwabenheim
Germany
www.lookout-games.de



Imported and distributed in the UK by:
Esdevium Games Ltd – trading as Asmodee UK
6 Waterbrook Road, Alton, Hampshire
GU34 2UD

Distributed by / Distribué au:
Asmodee Canada
31 rue de la Cooperative
Rigaud, QC, Canada
J0P 1P0

Distributed in the United States by:
Asmodee North America
1995 West Country Road B2, Roseville
MN 55113, U.S.A.
www.asmodeena.com