

FOREST SHUFFLE

A card game by Kosch for 2-5 players, ages 10 and up
 Playing time: 60 minutes

OBJECT OF THE GAME

Life is bustling in the local forest: Animals scurry around the clearings looking for edible plants and insects. Some enjoy the dense treetops, while others prefer the lush undergrowth and only feel comfortable in the shelter of the trees.

In Forest Shuffle, you create an ecologically balanced habitat for flora and fauna. By planting trees, you can provide homes for different animals, plants, and mushrooms to flourish. But to score the most points, you need to honor their preferences: some creatures require the presence of their fellow species; others prefer certain habitats or food sources.


In the end, the player with the most points wins.

COMPONENTS


180 cards:



66 trees



48 cards
 split top and bottom



44 cards
 split left and right



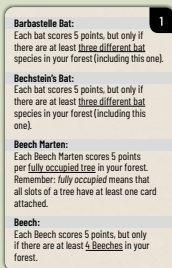
3 winter cards




back




1 game board
 the clearing



14 reference cards



5 caves




1 scorepad




asmodee®

SETUP

- 1 Place the **clearing** (i.e., the game board) in the center of the play area, within reach of all players. Place the **14 reference cards** next to it.
- 2 Everyone: take a **cave card** and place it in front of yourself.
- 3 Set the **3 winter cards** aside. Shuffle the remaining cards and return a certain number of them to the game box, **unseen**, based on the player count:
- 4 Divide the remaining cards into **three** face-down **piles** of similar size.
- 5 Shuffle **two** winter cards into **one** of the piles and put the **third** winter card **on top** of that pile.
- 6 Place the other two piles on top of the one containing the winter cards to form a deck, and place it on the left side of the clearing.
- 7 Everyone: draw **6 cards** into your hand.
- 8 The player who last took a walk in the forest starts the game.



with 2 players → 30 cards
 with 3 players → 20 cards
 with 4 players → 10 cards
 with 5 players → none—you play with all cards



GAME FLOW

Beginning with the start player, everyone takes turns in clockwise order. On your turn, you must carry out **exactly one** of two possible actions:

A) DRAW TWO CARDS

For each card, you may choose to take it from the deck or the clearing.

OR

B) PLAY A CARD AND CHECK THE CLEARING

Pay the card's cost, place it in your forest, and perform its effect and bonus, if any. Then check if the clearing needs to be emptied.

A) DRAWING TWO CARDS

When taking this action, **draw two cards, one at a time**, and add them to your hand. For each card you draw with this action, you have the choice of either taking a **face-down** card from the top of the deck or a **face-up** card from the **clearing** (which is empty at the start of the game).

Important: You are limited to 10 cards in hand. If you have 9 cards in your hand, you may only draw one card.



Winter Cards

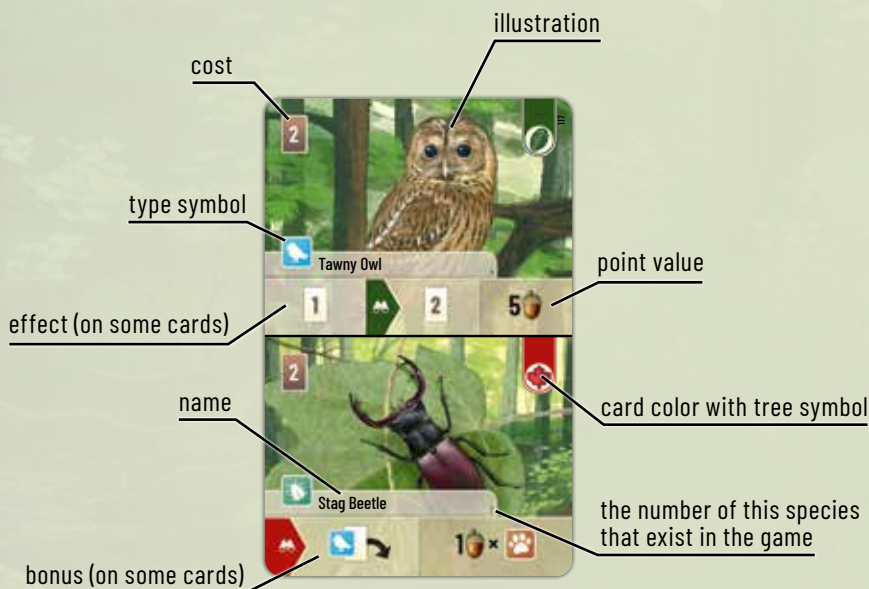
The lower third of the deck contains **3 winter cards**. When you draw a winter card, you must place it face up **next to the clearing** and immediately draw a replacement card from the deck. When the third winter card is drawn, the game ends **immediately**.

B) PLAYING A CARD AND CHECKING THE CLEARING

Each card has either **one tree** or two **forest dwellers**:

- Each **tree** card features exactly one type of tree, around which you can place animals, plants, and mushrooms. Trees are the basis of your forest.
- All other cards are **split in two**: either horizontally, featuring one forest dweller on the top and another on the bottom, or vertically, featuring one each on the left and right.

All cards are laid out as follows:



Playing a Card

To play a card from your hand, you must first pay its **cost** by placing that many (*other*) cards from your **hand face up into the clearing**. When playing a split card, choose **one half** to play and pay only its cost.

Normally, it does not matter which cards you discard as payment. Some species, however, provide a bonus if you pay with specific cards (see "Bonus" on page 6).



Then, place the card **face up** in front of yourself. Your collection of played cards is called your **forest**.

Note: split cards must always be placed next to a tree (see below).

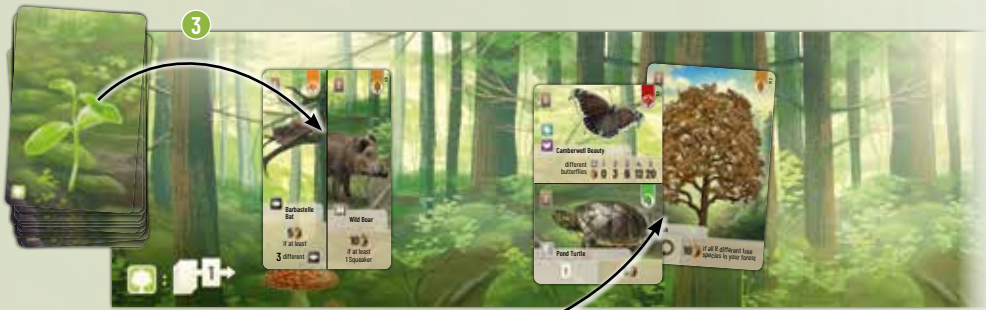
Trees

Trees provide **card slots** for split cards on each of their four sides: top, bottom, left, and right. As long as there is no card played to a card slot, it is considered **empty**; a tree is considered **fully occupied** if there is at least one card on each of its four sides.



Whenever you play a tree, you must also **draw the top card from the deck** and place it **face up** in the clearing. A symbol on the clearing   reminds you of this rule during the game.

Note: This may cause a winter card to be revealed. If it does, proceed as described on page 3.



Example:

- 1 You wish to play a Sycamore tree, which costs 2.
- 2 To pay for it, you place two cards from your hand face up in the clearing.
- 3 Because you played a tree, you now also place the top card of the deck face up into the clearing.



Tree Sapling

Instead of playing a tree, you may play **any** card from your hand **face down** as a **universal tree sapling**. Like a tree, a tree sapling provides a card slot on each of its four sides. However, it does not belong to any of the eight tree species and is not considered a tree species of its own.

Animals, Plants, and Mushrooms

The split cards feature varying inhabitants of the forest: animals, plants, or mushrooms.

When playing a split card, you must place it in an **empty slot** on the **corresponding side** of a tree in your forest. If you wish to play an inhabitant on the left side of a card, it must be placed on the left side of a tree; to do so, slide the unused right half of the card under the tree. The same rules apply to inhabitants on the right, top, or bottom halves of cards.

Note: Only the inhabitant that is still visible after the card has been placed counts as being in your forest. The hidden half is not relevant for the remainder of the game or for scoring.



Example: You have just added this Squeaker to your forest by sliding the right half of the card under the Sycamore tree.

Note: Split cards can only be played if one of your trees has an empty card slot available on the corresponding side.

Effect and Bonus

If the card you just played has an **effect** or **bonus** (or both), you now use them. You always use the **effect** before using the **bonus**.

Card effects and bonuses are explained with either icons or short descriptions. You can find an overview of all symbols on the last page of this rulebook. If you would like a more detailed explanation, consult the reference cards or the digital appendix (see QR code).



appendix



Welcome to the extraordinary
World of Players

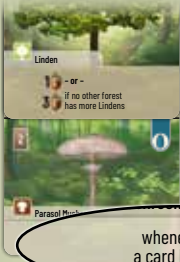
Sign up & enjoy
exclusive benefits

my
asmdee
players only

Effects

There are two types of effects:

- Most cards provide an **instant effect** that you use **once** immediately after playing it. Some of them allow you to put cards in your cave.
- Mushrooms, however, provide a **permanent effect**, which you can use for the rest of the game, beginning on your next turn.




Mushrooms

Mushrooms have an effect when certain cards are placed in your forest (e.g., below a tree). Each time you place such a card in your forest, you may use the mushroom's effect immediately.

Example: You have just played a Parasol Mushroom. Starting on your next turn, whenever you place a card in a card slot below a tree, you may draw the top card from the deck.

Bonus

Some species have a colored arrow featuring the  symbol, providing a **bonus** if you pay for the card with **matching cards**: To activate the bonus, **all cards** that you discard as payment must have the **same card color** (i. e., show the same tree symbol) as the card being played. When paying with split cards, it does not matter which half of the card shows the matching tree symbol.



Example: You play a Roe Deer into your forest.

- ① To activate the bonus, you pay with an Eurasian Jay and a Birch tree. Both cards have the same color (and show a Birch symbol) as the Roe Deer.
- ② If you paid with a Linden tree instead of a Birch tree, you would not activate the bonus.

Checking the Clearing

At the end of your turn, if there are **10 or more cards** in the clearing, the clearing must be **emptied**. Remove all cards from the clearing and return them to the game box.

Then your turn ends, and the next player clockwise takes their turn unless an effect or bonus allows you to take another turn.

END OF GAME

When the 3rd winter card is revealed, the game ends immediately and you proceed to scoring. You may not finish your turn.

SCORING

Total the points 🍄 of all visible cards in your forest, and add the number of cards under your cave, if any. This is your score.

If you are unsure how a specific card scores, consult the reference cards or the digital appendix (see QR code).



appendix

The player with the highest score wins. In case of a tie, enjoy a shared victory.

Scoring example:

This display of cards scores a total of 85 points.



Cave (empty) 0 🍄

Trees

- Oak 0 🍄 (only 5 tree species)
- Sycamore 5 🍄 (5 🌿)
- Douglas Fir 5 🍄
- Birch 1 🍄
- Silver Fir 12 🍄 (6 attached cards)

Top/Bottom












- Large Tortoiseshell 6 🍄 (3 different 🦋)
- Purple Emperor 6 🍄
- Silver-Washed Fritillary 6 🍄
- Tawny Owl 5 🍄
- Goshawk 6 🍄 (2 cards showing 🦅)
- Wood Ant 6 🍄 (3 cards below a tree)
- Fly Agaric 0 🍄
- Stag Beetle 3 🍄 (3 cards showing 🐛)

Left/Right

- Gnat 3 🍄 (3 cards showing 🦋)
- Roe Deer 9 🍄 (3 cards showing 🦌)
- Brown Long-Eared Bat 5 🍄 (3 different 🦇)
- Bechstein's Bat 5 🍄 (3 different 🦇)
- Barbastelle Bat 5 🍄 (3 different 🦇)
- European Hare 9 🍄 (3 European Hares)

OVERVIEW

Type symbol


	Amphibian
	Tree
	Bat
	Deer
	Insect
	Cloven-hoofed animal
	Plant
	Pawed animal
	Mushroom
	Butterfly
	Bird

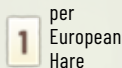
Effect and Bonus



Draw the indicated number of cards **from the top of the deck**.*




Draw as many cards **from the top of the deck** as there are cards in your forest showing the indicated symbol (e. g. ).* (Observe the hand size limit.)



Draw as many cards **from the top of the deck** as there are European Hares in your forest.* (Observe the hand size limit.)




Place a creature with the indicated type symbol (e. g. ) from your hand into your forest without paying its cost; you may use neither its effect nor its bonus.



Take another full turn after this one, choosing between actions A and B, as normal.

* Note: This may cause you to reveal a winter card. If it does, proceed as described on page 3.

Tree symbols




Sycamore



Birch



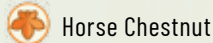
Beech



Douglas Fir



Oak



Horse Chestnut



Linden



Silver Fir

CREDITS

Designer: Kosch

Illustrations: Toni Lobet, Judit Piella

Graphik design: Klemens Franz | atelier198

R&D: Maren Holderbaum

Translation: Sonja Hüttinger

Forestry consultant: Felix Behnke

Kosch says: Caro, without your inspiration this game would not have been invented.

You always find the best in life, and I'm so thankful for that. Thank you also to my sister Tanja, who always has a sympathetic ear and a good heart. Thanks to Leder, Lars, Max, Corinna, Gitte, and Kai, who are not only good friends but also a family to me! And a special thanks to my monday playgroup at the Klex in Greifswald. You are the best and thanks for your patience and support!



Manufactured by:

© 2026 Lookout GmbH
All rights reserved.
Elsheimer Straße 23
55270 Schwabenheim
Germany
www.lookout-games.de

For rules questions and suggestions, please contact us at:
rules@lookout-games.de

For missing pieces or damaged parts, please contact your point of purchase. For all other concerns, please find help at:
<https://lookout-spiele.de/en/contact.php>

No part of the rules of the game may be reproduced or used, in any form, to train artificial intelligence technologies or systems.

asmodee® and all distinctive elements are owned by asmodee entities and protected by intellectual property laws



Imported and distributed in the UK by:
Esdevium Games Ltd t/a asmodee
Hogmoor House, Templars Way,
Bordon, Hampshire, GU35 9GQ,
United Kingdom, www.asmodee.co.uk

Distributed by / Distribué par:
asmodee
4001 Rue F.-X.-Tessier, Local 100
Vaudreuil-Dorion, (Québec) J7V 5V5
Canada, www.asmodee.ca

Distributed in the United States by:
asmodee
1995 County Road B2 West, Roseville
MN 55113, U.S.A.
www.asmodeena.com/en